

1963 FALCON EXTRA-DUTY WAGONS

STATION-BUS-CLUB WAGON
DELUXE CLUB WAGON




DELUXE CLUB WAGON

THESE WAGONS DO SO MUCH MORE OF WHAT YOU BUY A WAGON FOR

Room and versatility . . . loading ease and ease of handling . . . low cost and low upkeep—these are what you want in a wagon. And only Falcon extra-duty wagons combine them **all** so beautifully. (See the proof below.) Loads of all shapes and sizes—up to a whopping 204 cu. ft.—disappear inside these spacious Falcons. People—up to eight adults—ride in passenger-car comfort. Best of all, the low price, modest gas bills and maintenance

pile savings atop savings! That's why Falcon extra-duty wagons have such widespread appeal: among suburbanites (ideal for that twice-daily trip to school); farm folks (for 101 hauling jobs); small businesses (as thrifty delivery units); engineers, building contractors (as mobile headquarters); hunters, fishermen, campers and outdoorsmen (for the obvious). What can Falcon extra-duty wagons do **better** and for **less cost** for you?



A.



B.



C.



D.



E.



F.



G.



H.



I.

A. Carry Eight with Ease! In Falcon Deluxe Club Wagon, Station Bus and Club Wagon with optional seats, eight happy folks ride with plenty of room to relax. Visibility is so generous everyone has a window of his own!

B. Twice the Cargo Space of Even the Biggest Wagons! From driver's seat to closed double rear doors, loadspace adds up to 204 cu. ft. (For dimensions, see back cover.) It's wide and high, flat and level front to rear—ideal for odd-shaped loads (like building materials, for example). Big double doors at curbside and rear make loading and unloading extra-easy.

C. Flat, Level Floor Front to Rear! Such an important feature it deserves repeating. Some other wagons "break" load floor in the middle, limit length of loads they can carry. Falcon has engine up front, gives you nearly 9 ft. of flat, level load length **inside** the vehicle!

D. Tightest Turning in Its Field! Talk about maneuverability, you don't know what "easy" is till you've tried a Falcon extra-duty wagon. The 90-in. wheelbase combined with 168-in. over-all length gives you slick parkability and tight turning unmatched among wagons!

E. 6-Door Convenience and Accessibility! You have double-door openings over 4 feet wide at rear and curbside for cargo, plus additional single doors for driver and front seat passenger. What other wagon lets you load with so much ease and speed?

F. Retractable Side Step! Open the curbside doors and side step slides out to meet you; close the doors and it retracts, all automatically! A Falcon extra-duty wagon convenience you'll praise time and time again.

G. High-Level Fresh Air Intake! Located well above road level, the Falcon's air intake is nearly as high as sedans . . . draws in constant flow of fresh air for warm weather ventilation or (through heater) winter heating.

H. Easy-to-Reach Spare! Ford engineers have thought of **everything**. Spare tire is conveniently located just inside right rear door behind the wheel well. Easy to reach . . . easy to handle without disturbing your cargo.

I. Unmatched "Up-Front" Visibility! King-size windshield (1358 sq. in.) plus metropolitan front end design give you a view of the road you can't get anywhere else. Tight-traffic maneuvering, parking, garaging, all are simpler, quicker than you'd ever imagine.

3 BIG, VERSATILE MODELS ★ TO CHOOSE FROM ★



STATION BUS

Lowest priced of Falcon extra-duty wagons. Wide-open cargo space (204 cu. ft. capacity), Falcon Six gas savings, and mighty thrifty upkeep make this model especially well-suited to commercial use. (In all Falcon extra-duty wagons, fresh air heater-defroster* is included in the base price.)

STANDARD EQUIPMENT

Gray "Block-Weave" Vinyl Upholstery with Light Gray Vinyl Trim ■ Choice of 9 Diamond Lustre Enamel Exterior Colors ■ Falcon Six Engine (85 hp) ■ Synchro-Smooth Drive ■ 2-Speed Electric Windshield Wipers ■ Deep-Dish 3-Spoke Steering Wheel ■ Foam-Cushioned Adjustable Driver's Seat ■ Front Passenger Seat ■ Front Arm Rests, Ash Tray ■ Left-Hand Air Inlet ■ Front Seat Belt Anchors ■ Dual Horns and Dome Lights ■ Left-Hand Sun Visor ■ Inside Rearview Mirror ■ Retractable Side Step



CLUB WAGON

An ideal vehicle for camps, scout troops, 4-H clubs or any other groups who like to travel together and in style. Impressive equipment list, moderate price tag make Club Wagon an outstanding Falcon value.

STANDARD EQUIPMENT

Includes all Station Bus equipment with these variations . . . Gray "Twill-Stripe" Woven Plastic Upholstery with Light Gray Vinyl Trim ■ Full-Length Floor Mat and Headlining ■ Foam-Cushioned Front Passenger's Seat ■ Painted Left-Hand Outside Mirror ■ Windshield Washers ■ Cigarette Lighter ■ Black Steering Wheel with Chrome Horn Ring ■ Dual Sun Visors ■ 4 Coat Hooks ■ Right-Hand Air Inlet



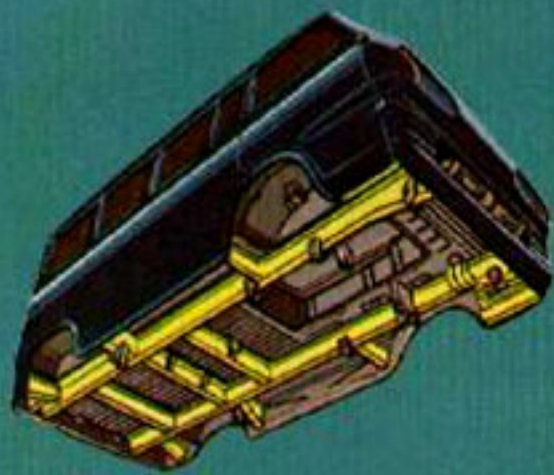
DELUXE CLUB WAGON

Deluxe in every way from its standard 101-hp Falcon 170 Special Six engine to pleated all-vinyl upholstery . . . from padded instrument panel to the two optional 3-passenger seats in back. Here is a wagon unmatched in its field for versatility and value!

STANDARD EQUIPMENT

Includes all Station Bus, Club Wagon equipment with these variations . . . Falcon 170 Special Six Engine (101 hp) ■ Blue All-Vinyl Pleated Upholstery and Interior Trim ■ Viking Blue Exterior Color only ■ White Deluxe Steering Wheel with Chrome Horn Ring ■ Blue Full-Length Floor Mat ■ Padded Instrument Panel and Sun Visors ■ Bright Left-Hand Outside Mirror ■ Bright-Finish Bumpers ■ Bright Body Side Moldings with Anodized Aluminum Insert ■ Bright Hub Caps ■ Spare Tire Cover

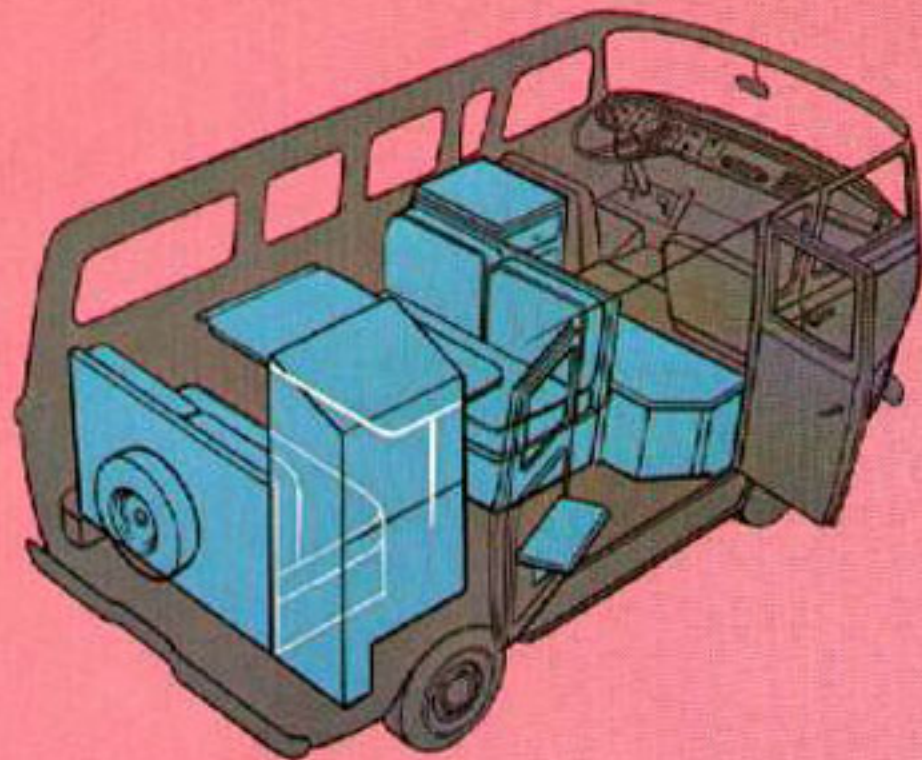
*Heater is installed during production unless otherwise specified. If desired, an appropriate price reduction is made.



All vital underbody parts on extra-duty wagons are galvanized to resist rust, which adds to body life, low upkeep.

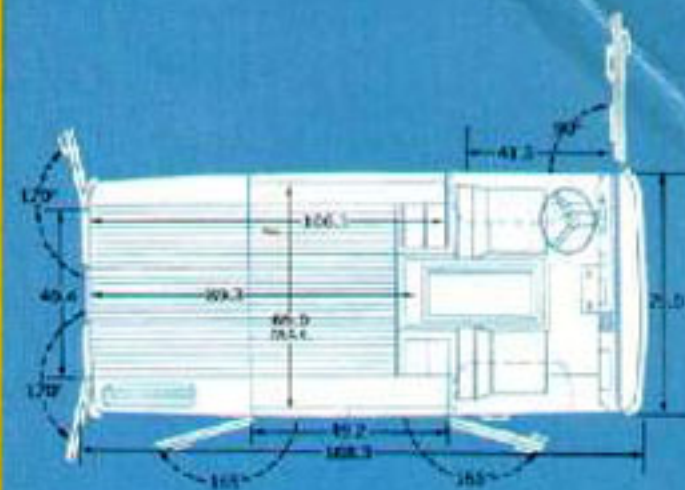
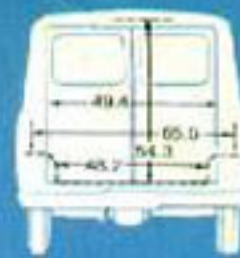


Both the Falcon Six and 170 Special Six engines are famous for sprightly performance, gas savings and all-round thrift.

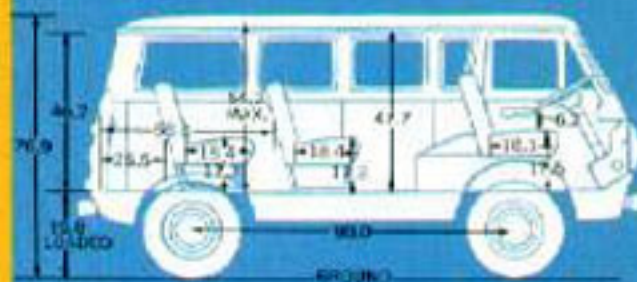


New Ford Camper Kits give you a compact "home away from home" in any extra-duty wagon. Various units available so you can eat and sleep in your Falcon as you travel in style and comfort. Ask your Ford Dealer for details on these reasonably priced Camper Kits.

Falcon extra-duty wagon dimensions†



†Wheelbase: 90"; Treads: 60" front, 60.2" rear



Curb Weight (approx.):
Station Bus—2,830 lb.
Club Wagon—2,930 lb.
Deluxe Club Wagon—2,970 lb.
Add 60 lb. for each optional rear seat

SPECIFICATIONS

Your investment in a Falcon extra-duty wagon will bring high returns: in sheer driving fun, in reduced service and in longer-lived durability. Extra-duty wagons go 6,000 miles between oil and oil filter changes; 24,000 miles between service of front wheel bearings; 36,000 miles or two years between changes of engine coolant-antifreeze. Other service intervals: fuel filter each 8,000 miles (after initial 1,000-mile change); air cleaner each 6,000 miles; body and chassis lubrications each 1,000 miles. Mufflers are fully aluminized, vital underbody parts are galvanized, to resist rust.

In 1963, Ford continues to set new standards of automotive excellence with continuous inspections, tests and evaluations throughout every phase of design, production and assembly. The result is a quality-crafted Falcon—a wagon for your lasting pleasure now, and for many miles to come.

EXTERIOR COLORS: Station Bus and Club Wagon—Choice of Raven Black, Corinthian White, Rangoon Red, Glacier Blue, Academy Blue, Caribbean Turquoise, Holly Green, Sandhill Beige, Driftwood; Deluxe Club Wagon—Yiking Blue only. Two Tones available—standard color with Corinthian White.

ENGINES: 85-hp Falcon Six (std. on Station Bus, Club Wagon)—144 cu. in. disp.; 3.59" bore x 2.59" stroke; 8.7 to 1 comp. ratio; regular fuel; single venturi carburetor; manual choke; oil capacity, with filter change, 4.5 qt.

101-hp Falcon 170 Special Six (std. on Deluxe Club Wagon, opt. on others)—170 cu. in. disp.; 2.59" bore x 2.94" stroke; 8.7 to 1 comp. ratio; regular fuel; single venturi carburetor; manual choke; oil capacity, with filter change, 4.5 qt.

ENGINE FEATURES: Up-front location for better cooling, easier accessibility, clear load floor. Hinged engine cover, fully insulated from heat and noise. For economy and longer life Falcon engines have short-stroke, low-friction design; Wedge-Type combustion chambers; Free-Turning overhead intake and exhaust valves; 3-ring aluminum alloy pistons with full-chrome top ring; integrally cast cylinder head and 6-port intake manifold; water-warmed carburetor spacer; precision-molded crankshaft with four main bearings; rotor-type oil pump; oil-bath air cleaner; disposable fuel filter; full-pressure lubrication system with Full-Flow oil filter; pressurized cooling system with 190° Positive-Action thermostat; 12-volt electrical system; weatherproof ignition; 18-mm. Turbo-Acton spark plugs; 54-plate, 40 amp-hr. battery; positive-engagement starter; fully aluminized muffler and tailpipe; positive crankcase emission control system. Engines electronically mass-balanced for operating smoothness.

CLUTCH AND MANUAL TRANSMISSION: Single cushion disc, dry-plate clutch for smooth engagement; permanently lubricated ball-type throw-out bearing; Face diameter 6.5". Total frictional area 83 sq. in. New Synchro-Smooth Drive Transmission has fully synchronized gears for smooth, clash-free manual shifting in all three forward speeds. Ratios to 1: 1st 3.47, 2nd 1.86, direct 1.00, rev. 3.51. Fine-pitch helical gears treated for high strength and quietness with forged bronze synchronizers for long life. Anti-friction bearings throughout. Standard "H" shift pattern with lever on steering column.

REAR AXLE: Semi-floating type with offset hypoid gears. Induction-hardened forged shafts with permanently lubricated wheel bearings. Axle Ratios (to 1): standard—3.50 with both engines, optional—4.00 with both engines.

SUSPENSION: Longitudinal, semi-elliptic leaf springs front and rear with rubber-bushed supports and compression-type shackles, giving variable-rate characteristics for more controlled ride. Rigid beam type front axle of heat-treated forged alloy steel. Precision-fitted steering knuckles with bronze kingpin bushings and special rubber seals. Link-type rubber-bushed ride stabilizer. Direct-acting hydraulic shock absorbers front and rear. Tapered roller front wheel bearings.

STEERING: Magic-Circle low-friction recirculating-ball type steering gear provides easy handling. Anti-friction bearings throughout. Over-all steering ratio: 25.0 to 1. Turning diameter: 56 ft.

BRAKES: Double-sealed, self-energizing hydraulic with composite drums. Diameter, front and rear: 10 in. Molded linings for long life and fade resistance. Total lining area 168 sq. in.

TIRES: Self-Tread design, block, sipes with Tyrex Rayon cord, safety-type rims. Size: 6.50 x 13 or 5 1/2" rims. Spare location: cargo area behind right-hand wheelhousing.

OPTIONAL EQUIPMENT (except listed as standard): Arm Rests (for 2nd, 3rd seats); Cigarette Lighter; Deletion of Fresh Air Heater; Full Wheel Covers; Gas-Brake Retractible Heater; Non-glare Inside Mirror; Outside Rearview Mirror (RH-L); Safety Package "A" (padding instrument panel and sun visors); AM Radio; Second or Second and Third Row 3-Passenger Seats; Seat Belts; Spare Tire Cover; Lock; Seatlight Sun-Visor (RH); Tinted Windshield; Windshield Washers and many others.

PRICES: All Optional Equipment and Accessories, illustrated or referred to as optional, optional or available in this folder are at extra cost. For the price of the Falcon extra-duty wagon with the equipment you desire, see your Ford Dealer.

Comparative information in this folder was obtained from authoritative sources, but is not guaranteed. The specifications contained herein were in effect at the time this folder was approved for printing. Ford Division of Ford Motor Company reserves the right to discontinue models at any time, or change prices, specifications or designs without notice and without incurring obligation.

PRODUCTS OF  MOTOR COMPANY

HEZ JOHNSON
GREGORY FORD CO.
PH. 877-5441 PH. 422-1677